

Quality of the Photograph

The photo must be a close-up of your head and the top of your shoulders so that your face takes up 70-80% of the photograph.



Too Close



Too Distant



Compliant

The photo must be clear and in sharp focus, with no ink or grease marks.



Blurred



Ink Marked or Greased



Compliant

The photo must show you looking directly at the camera, with your natural skin tone.



Turned Away



Unnatural Skin Tone



Compliant

The photo should have appropriate brightness and contrast.



Too Dark



Too Light



Compliant

Photos taken with a digital camera must be high quality color and printed on photo-quality paper.



Washed Out



Pixelated



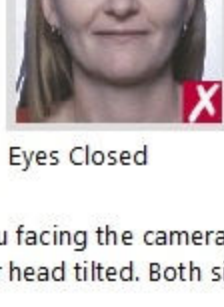
Compliant

Style and Lighting

The photo must show your eyes open and clearly visible, with no hair across your eyes.



Hair Across Eyes



Eyes Closed



Compliant

The photo should show you facing the camera, not looking over one shoulder (portrait-style) or with your head tilted. Both sides of your face should be clearly visible.



Portrait-Style



Eyes Tilted



Compliant

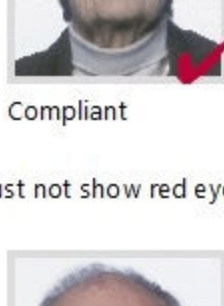
The photo must be taken with a plain light-colored background.



Crowded



Not Centered



Compliant

The photo must be taken with uniform lighting and must not show red eye, shadows or flash reflections.



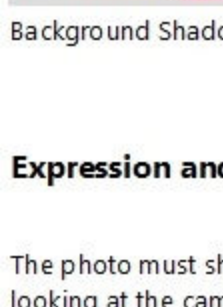
Flash Reflection Visible



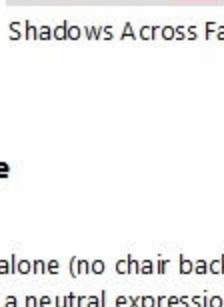
Red Eye



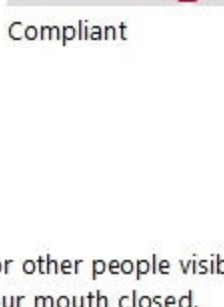
Compliant



Background Shadows



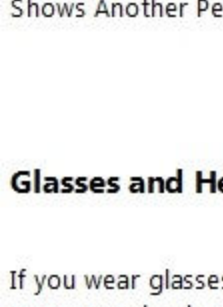
Shadows Across Face



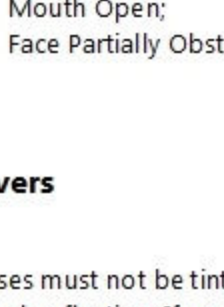
Compliant

Expression and Frame

The photo must show you alone (no chair backs, toys or other people visible), looking at the camera with a neutral expression and your mouth closed.



Shows Another Person



Mouth Open;
Face Partially Obstructed



Compliant

Glasses and Head Covers


If you wear glasses, the lenses must not be tinted and the photo must show your eyes clearly with no flash reflection. If possible, avoid heavy frames and wear lighter framed glasses.



Dark-Tinted Lenses



Flash Reflection on Lenses



Compliant

Make sure that the frames do not cover any part of your eyes.



Frames too Heavy



Frames Covering Eyes



Compliant

Head coverings are not permitted except for religious reasons.



Wearing a Hat

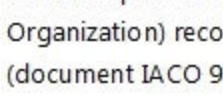


Wearing a Cap

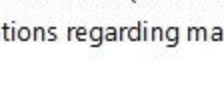


Compliant

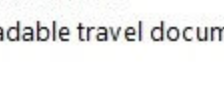
Your facial features from the bottom of your chin to the top of your forehead, and both sides of your face, must be clearly shown.



Face Covered



Shadows Across Face



Compliant

The examples above come from IACO (International Civil Aviation Organization) recommendations regarding machine readable travel documents (document IACO 9303).